

650nm Laser Diode

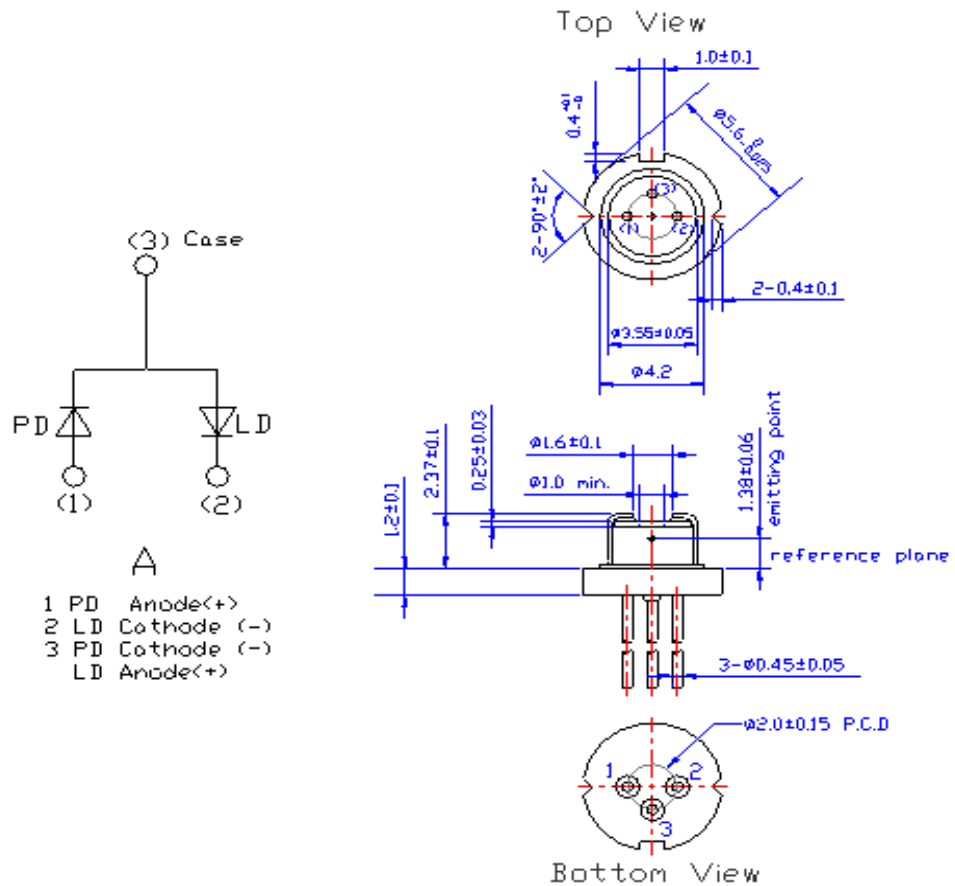
650nm Red Laser Diode

EO-LD-650531A

■ Specifications

- (1) Device: Laser Diode
- (2) Structure: TO-18(dia 5.6mm), With Pb free glass cap, PD, low Iop

■ External dimensions(Unit : mm)



■ Absolute Maximum Ratings($T_c=25^\circ\text{C}$)

Parameter	Symbol	Value	Unit	
Optical Output	Po	5	mW	
Reverse Voltage	Laser	Vr	2	V
	PIN PD	Vr(PIN)	30	V
Operating Temperature	Top	-10 ~ +30	°C	
Storage Temperature	Tstg	-15 ~ +85	°C	

650nm Laser Diode

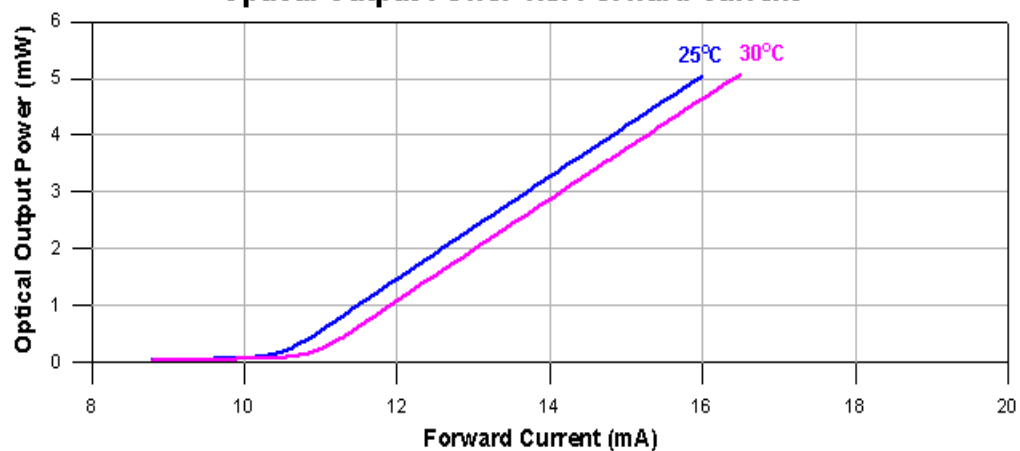
■ Electrical and Optical Characteristics(Tc=25°C)

Parameter	Symbol	Condition	Min.	Typ.	Max.	Unit	
Threshold Current	I _{th}	P _o =5mW	-	10	22	mA	
Operating Current	I _{op}	P _o =5mW	-	16	22	mA	
Operating Voltage	V _{op}	-	-	2,1	2,5	Volt	
Slope Efficiency	η	4mW-1mW	0,4	0,9	-	mW/mA	
		I _{4mW} -I _{1mW}					
Monitor Current	I _m	P _o =5mW	0,05	0,15	0,5	mA	
Beam Divergence (FWHM)	Parallel	θ//	P _o =5mW	5	8,5	12	deg.
	Perpendicular	θ _⊥	P _o =5mW	30	34	38	deg.
Lasing Wavelength	λ	P _o =5mW	640	655	660	nm	

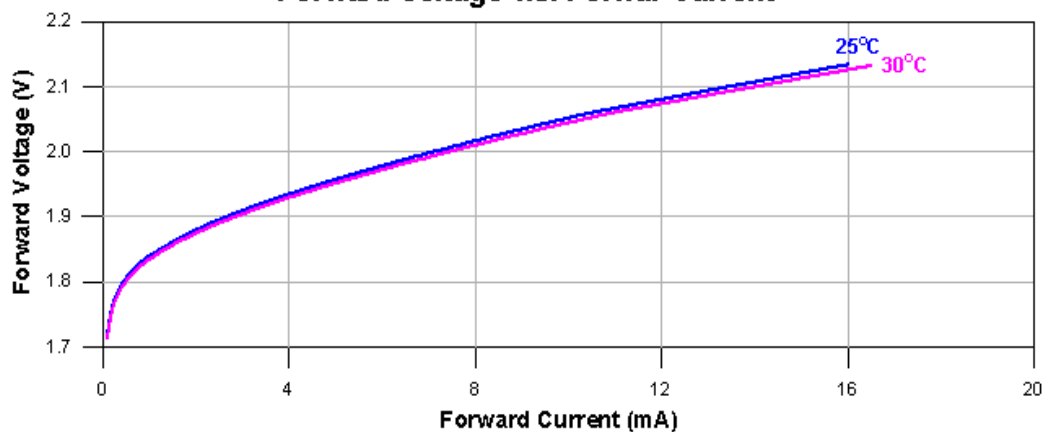
©θ// and θ_⊥ are defined as the angle within which the intensity is 50% of the peak value.

■ Typical characteristic curves

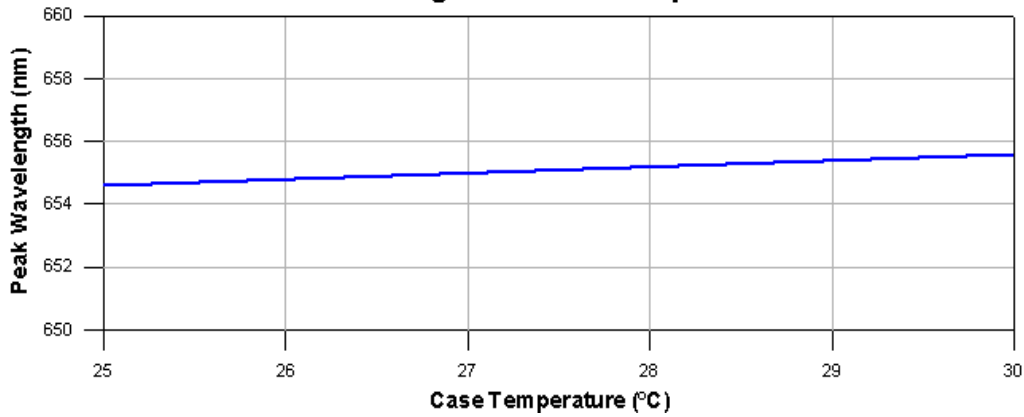
Optical Output Power v.s. Forward Current



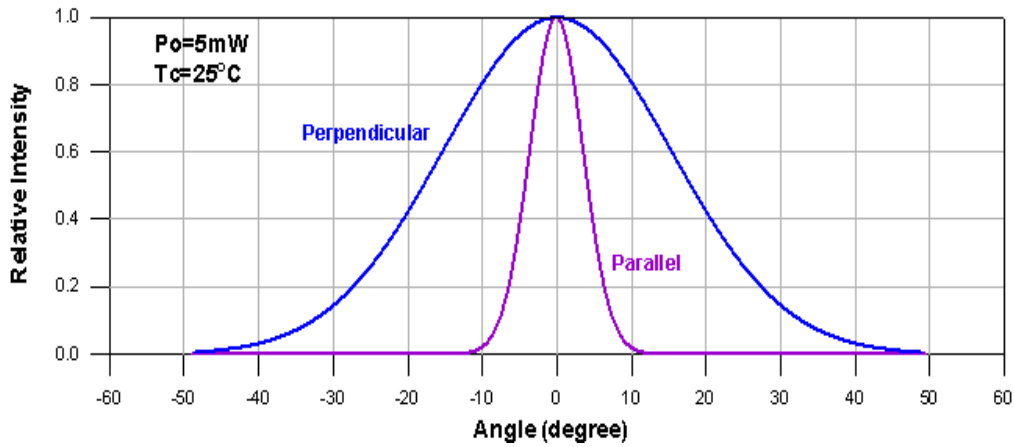
Forward Voltage v.s. Forward Current



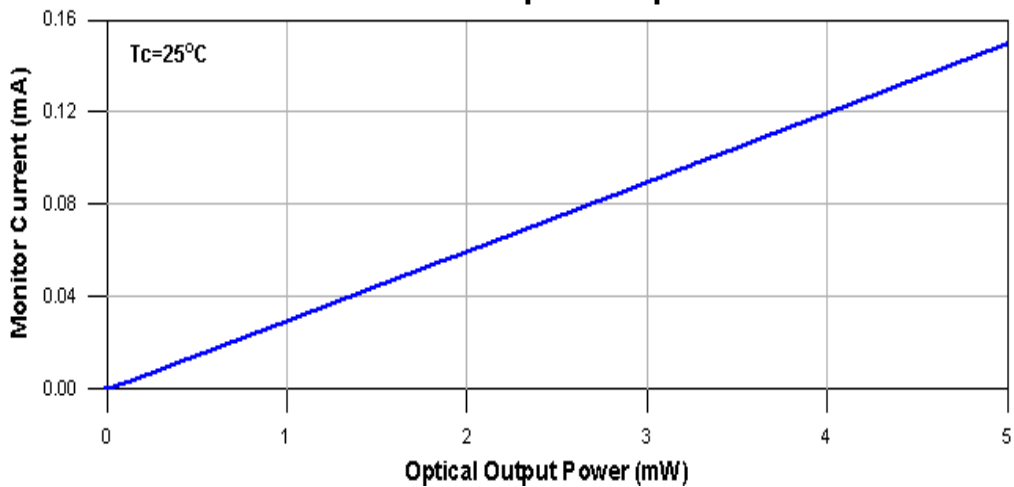
Peak Wavelength v.s. Case Temperature



Far-Field Pattern

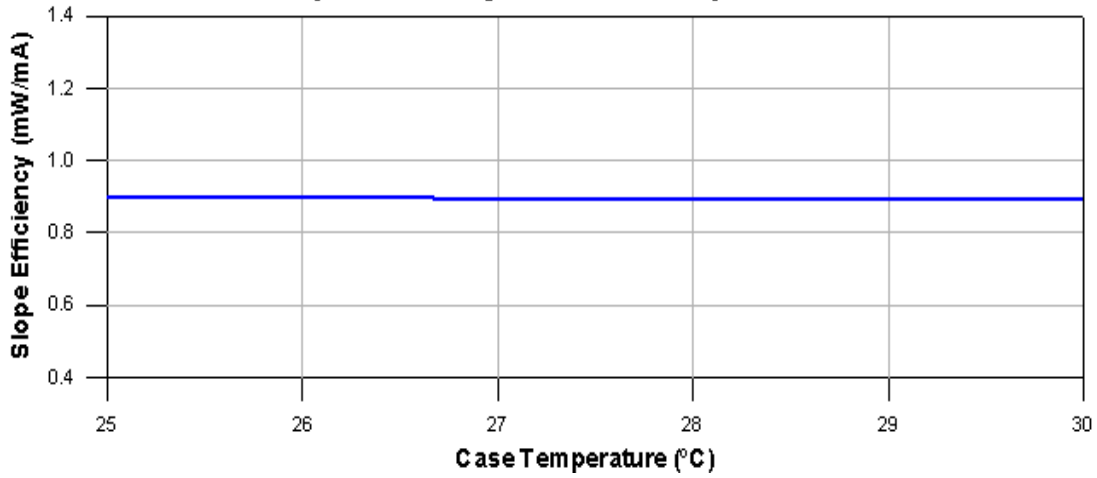


Monitor Current v.s. Optical Output Power

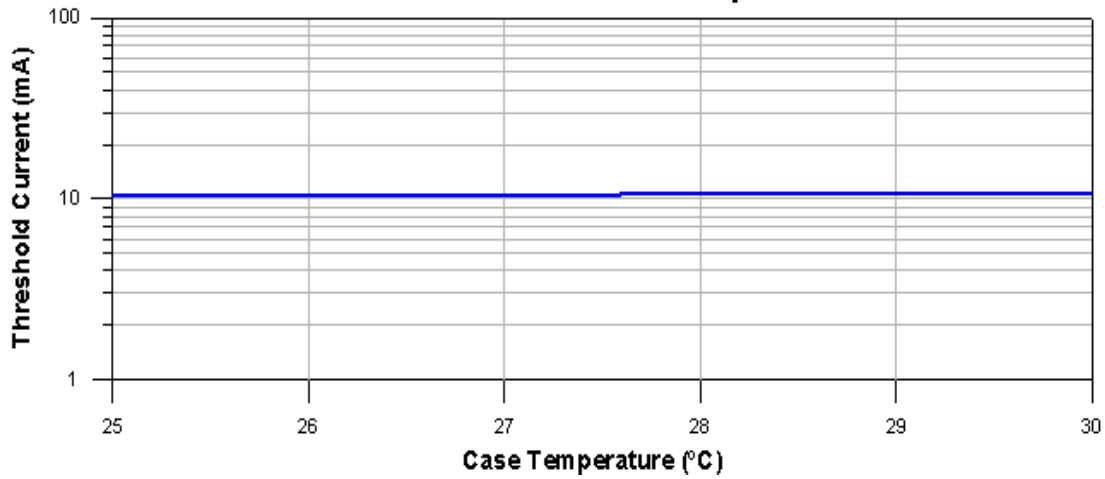


EO-LD-650531A

Slope Efficiency v.s. Case Temperature



Threshold Current v.s. Case Temperature



EO-LD-650531A

■ Precautions

QUALITY ASSURANCE

After any processing of laser chip or laser diode TO-CAN (LD) by the customer, the performance, yield and reliability of the product, in which the chip or LD is applied, are subject to change due to customer's handling, assembly, testing, and processing. Because laser chip and LD are strongly affected by environmental conditions, physical stress, and chemical stresses imposed by customer that are not in EKSMA OPTICS control and hence no guarantee on the characteristics and the reliability at all after the shipment. Also, EKSMA OPTICS does not have any responsibility for field failures in a customer product. When attaching a heat sink to laser chip or LD, be careful not to apply excessive force to the device in the process.

SAFETY PRECAUTIONS

Although EKSMA OPTICS keeps improving quality and reliability of its laser chip and laser diode TO-CAN (LD), semiconductor devices in general can malfunction or fail due to their intrinsic characteristics. Hence, it is required that the customer's products are designed with full regard to safety by incorporating the redundancy, fire prevention, error prevention so that any problems or error with EKSMA OPTICS laser chip or LD does not cause any accidents resulting in injury, death, fire, property damage, economic damage, or environmental damage. In case customer wants to use EKSMA OPTICS laser chip or LD in the systems requiring high safety, customer is requested to confirm safety of entire systems with customer's own testing.

SPECIFICATIONS ARE SUBJECT TO CHANGE WITHOUT NOTICE.

The information provided by EKSMA OPTICS, including but not limited to technical specifications, recommendations, and application notes relating to laser chip or laser diode TO-CAN (LD) is believed to be reliable and accurate and is subject to change without notice. EKSMA OPTICS reserves the right to change its assembly, test, design, form, specification, control, or function without notice.